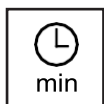


The SENSA SENP2 programmer is a user-friendly remote controller for use with infrared-enabled detectors (see 'Product Compatibility' on next page). The SENSA SENP2 can be used to trigger a total of 18 functions: 6 basic and 12 programming functions.

OPERATING INSTRUCTIONS

The programmer must be pointed directly at the detector for the IR signal to be effective. When buttons 6-18 are pressed the lights will switch OFF and ON momentarily to confirm the command has been successfully received.

The following functions can be set using this programmer:



Time Delay

This value sets how long the lights will stay ON once movement has ceased.



Automatic Mode

Lights turn on when movement is detected and off when movement ceases. Also known as Presence Mode.



Semi-Automatic Mode

Lights turn off when movement ceases but must be manually turned on first. Also known as Absence Mode.




Photocell Enabled

Detectors can adjust the light levels according to ambient light conditions.

Photocell Disabled

Light levels are not influenced by ambient light conditions.

START-UP AND BATTERY REPLACEMENT



Initial start-up requires the removal of the battery pull-tab.

To replace the battery, press on the retaining lug of the battery holder at the bottom of the remote and pull out the holder.

Push the battery holder together with the battery into the remote control until the holder is latched in place.

The used battery must be disposed of in accordance with the applicable regulations.



KEY	GRAPHIC	FUNCTION		
1		TURNS LIGHTS ON		
2		WALK TEST: SETS THE TIME DELAY TO 10 SECONDS SO THAT DETECTOR OPERATION CAN BE CHECKED		
3		TURNS LIGHTS OFF		
4		HOLD THIS BUTTON TO DIM THE LIGHT TO REQUIRED LEVEL		
5		HOLD THIS BUTTON TO RAISE THE LIGHT TO REQUIRED LEVEL		
6		SETS THE LIGHT LEVEL THRESHOLDS FOR THE PHOTOCELL		
KEYS 7-18 SET THESE FUNCTION COMBINATIONS		TIME DELAY	MODE	PHOTOCELL
7		5 MINUTES	AUTOMATIC	DISABLED
8		10 MINUTES	AUTOMATIC	DISABLED
9		20 MINUTES	AUTOMATIC	DISABLED
10		5 MINUTES	AUTOMATIC	ENABLED
11		10 MINUTES	AUTOMATIC	ENABLED
12		20 MINUTES	AUTOMATIC	ENABLED
13		5 MINUTES	SEMI-AUTOMATIC	DISABLED
14		10 MINUTES	SEMI-AUTOMATIC	DISABLED
15		20 MINUTES	SEMI-AUTOMATIC	DISABLED
16		5 MINUTES	SEMI-AUTOMATIC	ENABLED
17		10 MINUTES	SEMI-AUTOMATIC	ENABLED
18		20 MINUTES	SEMI-AUTOMATIC	ENABLED

TECHNICAL DATA

TRANSMISSION METHOD: Infrared

RANGE: 15m approx.

BATTERY: 3Vdc CR2032 Lithium Button Cell

EXPECTED BATTERY LIFE: 3 years

STORAGE TEMPERATURE: -25°C to + 70°C

OPERATING TEMPERATURE: 0°C to 40°C

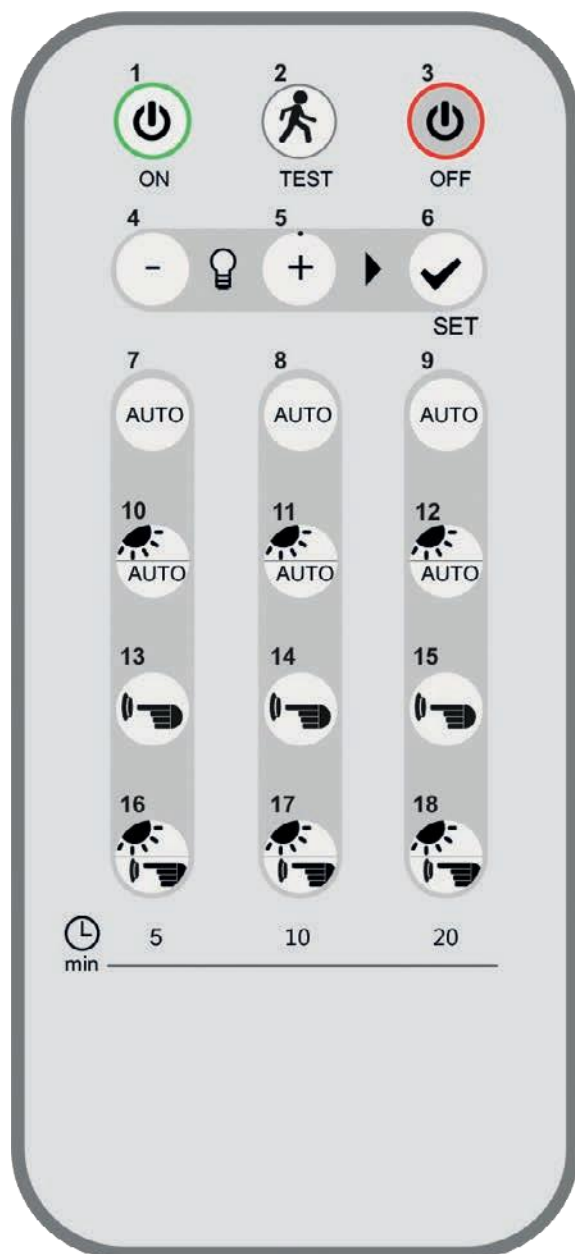
IP RATING: 40

APPROVAL: CE

DIMENSIONS: 87mm (h) x 40mm (w) x 7mm (d)

WEIGHT: 200g approx.

SENSA SENP2



PRODUCT COMPATIBILITY

The SENA SENP2 programmer is compatible with the following products: (some of them are not anymore available):

96239725 SENA MSF HI-BAY DALI

96239724 SENA MSF HI-BAY DSI

96238878 SENA MSF SEND DALI

96013491 SENA MSF SEND DSI

96238877 SENA MRE SEND DALI

96211279 SENA MRE SEND DSI

96239722 SENA MRE HI-BAY DALI

96239721 SENA MRE HI-BAY DSI

96239720 SWITCHLITE MRE HI-BAY

96239723 SWITCHLITE MSF HI-BAY

Due to our policy of continual product improvement, Thorn reserves the right to alter the specification of this product without prior notice.