



Smart, sophisticated architectural urban lighting

- Unique architectural shape with a sophisticated light signature
- A harmonious balance between performance and comfort
- A choice of 25 light distributions and five mounting options offer versatility in lighting projects
- Low weight and pre-wired for easy installation and tool-free maintenance

Applications

- Pedestrian areas
- Building surrounds
- Residential areas
- Car parks
- Private sites
- Minor roads

Lamp information

- Lifetime: 100 000 hours @B10L90 Ta 25°C
- Up to 8 500 Llm
- Up to 110 Llm/W
- Colour Temperature: 3000K and 4000K
- CRI: 70

Extra Information

Smart City ready: Control at your fingertips - supplied with DALI and Bi-Power as standard. Compatible with RF, Minicell, CLO, Nema, CMS, for easy connectivity.

Easy to install and maintain: Low weight design and pre-wiring for ease of installation. Simple tool-free maintenance saves time and money.

Design: Creates an ambient design signature across the cityscape by night and day. The Comfort variant has a prismatic diffuser for a softer light accent. Suitable for a wide range of applications from pedestrian areas to minor roads. Various mounting options including post top, suspended, catenary or wall to suit a wide range of applications.



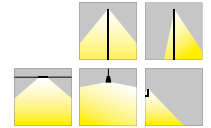
Standards

IK10 IP66 T_a-25
 $+50$

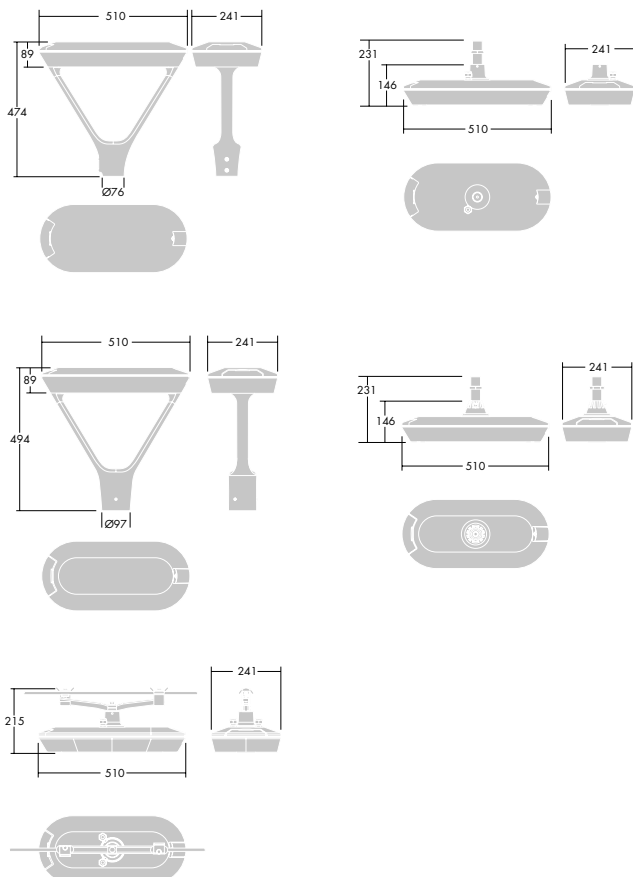


Light Source

110
Llm/W



Overview



Materials/Finish

Canopy and base: die cast aluminium (AS9U3, LM24 equivalent, EN AC-46000) sandy black close to RAL 9005
Glass: 6mm thick clear or prismatic glass
Arms: die cast aluminium sandy black close to RAL 9005, covered with a white or black shield in plastic ASA

Installation/Mounting

Suitable for post top, catenary, suspension and wall mounting.
Recommended mounting height: post top 3 to 6m, suspended 3 to 8m, catenary 5 to 8m.

Post Top: mounting on spigot/columns $\varnothing 60\text{mm}$ or $\varnothing 76\text{mm}$: with 2 screws (Allen 4). Maintenance with access from above.
Pre-wired versions (6m), supplied complete and ready to install, in a single box.

Catenary and suspension: fixing through 34G, maintenance with access from below.
Dedicated columns and brackets available.

Specification

To specify state:
Decorative post top LED lantern with an unique lighting signature. Offered as post top, suspended and catenary variants, with up to 8 500 Llm. Wide optical offer with 24 light distributions, and a performance clear or a comfort prismatic variant. Post top mounting for diameter 60mm or 76mm. DALI and BP as standard, or LRT, also through wiring for the catenary. Offering a collection of dedicated supports.
As Thorn Urba Deco.



5 Year Warranty

As a globally leading luminaire manufacturer, Thorn Lighting provides a five-year warranty for its complete product range within all European Countries.


www.thornlighting.com/URBD

THORN
LIGHTING PEOPLE

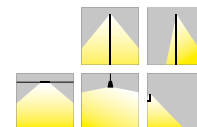
Ordering Guide

Description	Wt (Kg)	SAP Code	Description	Wt (Kg)	SAP Code
Urba Deco Post-Top 250mA clear, Pedestrian walkway and cycle path, symmetrical optic, transversal mounting, DALI or LRT			Urba Deco Post-Top 500mA clear, Pedestrian walkway and cycle path, asymmetrical optic, transversal mounting, DALI or LRT		
UD 24L25-730 PWC-S CL CL1 6M MTP60-T	7.50	96272784	UD 24L50-730 PWC-A CL CL1 6M MTP60-T	7.50	96272794
UD 24L25-730 PWC-S CL CL2 6M MTP60-T	7.50	96272889	UD 24L50-730 PWC-A CL CL2 6M MTP60-T	7.50	96272899
UD 24L25-740 PWC-S CL CL1 6M MTP60-T	7.50	96272994	UD 24L50-740 PWC-A CL CL1 6M MTP60-T	7.50	96273004
UD 24L25-740 PWC-S CL CL2 6M MTP60-T	7.50	96273103	UD 24L50-740 PWC-A CL CL2 6M MTP60-T	7.50	96273113
UD 24L25-730 PWC-S CL CL1 6M MTP76-T	7.85	96273722	UD 24L50-730 PWC-A CL CL1 6M MTP76-T	7.85	96273746
UD 24L25-730 PWC-S CL LRT CL2 6M MTP76-T	7.85	96273723	UD 24L50-730 PWC-A CL LRT CL2 6M MTP76-T	7.85	96273747
UD 24L25-740 PWC-S CL CL1 6M MTP76-T	7.85	96273724	UD 24L50-740 PWC-A CL CL1 6M MTP76-T	7.85	96273748
UD 24L25-740 PWC-S CL LRT CL2 6M MTP76-T	7.85	96273725	UD 24L50-740 PWC-A CL LRT CL2 6M MTP76-T	7.85	96273749
Urba Deco Post-Top 250mA clear, Pedestrian walkway and cycle path, symmetrical optic, longitudinal mounting, DALI or LRT			Urba Deco Post-Top 500mA clear, Pedestrian walkway and cycle path, asymmetrical optic, longitudinal mounting, DALI or LRT		
UD 24L25-730 PWC-S CL CL1 6M MTP60-L	7.50	96272785	UD 24L50-730 PWC-A CL CL1 6M MTP60-L	7.50	96272795
UD 24L25-730 PWC-S CL CL2 6M MTP60-L	7.50	96272890	UD 24L50-730 PWC-A CL CL2 6M MTP60-L	7.50	96272900
UD 24L25-740 PWC-S CL CL1 6M MTP60-L	7.50	96272995	UD 24L50-740 PWC-A CL CL1 6M MTP60-L	7.50	96273005
UD 24L25-740 PWC-S CL CL2 6M MTP60-L	7.50	96273104	UD 24L50-740 PWC-A CL CL2 6M MTP60-L	7.50	96273114
UD 24L25-730 PWC-S CL CL1 6M MTP76-L	7.85	96273726	UD 24L50-730 PWC-A CL CL1 6M MTP76-L	7.85	96273758
UD 24L25-730 PWC-S CL LRT CL2 6M MTP76-L	7.85	96273727	UD 24L50-730 PWC-A CL LRT CL2 6M MTP76-L	7.85	96273759
UD 24L25-740 PWC-S CL CL1 6M MTP76-L	7.85	96273728	UD 24L50-740 PWC-A CL CL1 6M MTP76-L	7.85	96273760
UD 24L25-740 PWC-S CL LRT CL2 6M MTP76-L	7.85	96273729	UD 24L50-740 PWC-A CL LRT CL2 6M MTP76-L	7.85	96273761
Urba Deco Post-Top 250mA clear, Pedestrian walkway and cycle path, asymmetrical optic, transversal mounting, DALI or LRT			Urba Deco Post-Top 500mA clear, Wide street, symmetrical optic, transversal mounting, DALI or LRT		
UD 24L25-730 PWC-A CL CL1 6M MTP60-T	7.50	96272790	UD 24L50-730 WS-S CL CL1 6M MTP60-T	7.50	96272798
UD 24L25-730 PWC-A CL CL2 6M MTP60-T	7.50	96272895	UD 24L50-730 WS-S CL CL2 6M MTP60-T	7.50	96272903
UD 24L25-740 PWC-A CL CL1 6M MTP60-T	7.50	96273000	UD 24L50-740 WS-S CL CL1 6M MTP60-T	7.50	96273008
UD 24L25-740 PWC-A CL CL2 6M MTP60-T	7.50	96273109	UD 24L50-740 WS-S CL CL2 6M MTP60-T	7.50	96273117
UD 24L25-730 PWC-A CL CL1 6M MTP76-T	7.85	96273730	UD 24L50-730 WS-S CL CL1 6M MTP76-T	7.85	96273762
UD 24L25-730 PWC-A CL LRT CL2 6M MTP76-T	7.85	96273731	UD 24L50-730 WS-S CL LRT CL2 6M MTP76-T	7.85	96273763
UD 24L25-740 PWC-A CL CL1 6M MTP76-T	7.85	96273732	UD 24L50-740 WS-S CL CL1 6M MTP76-T	7.85	96273764
UD 24L25-740 PWC-A CL LRT CL2 6M MTP76-T	7.85	96273733	UD 24L50-740 WS-S CL LRT CL2 6M MTP76-T	7.85	96273765
Urba Deco Post-Top 250mA clear, Pedestrian walkway and cycle path, asymmetrical optic, longitudinal mounting, DALI or LRT			Urba Deco Post-Top 500mA clear, Wide street, symmetrical optic, longitudinal mounting, DALI or LRT		
UD 24L25-730 PWC-A CL CL1 6M MTP60-L	7.50	96272791	UD 24L50-730 WS-S CL CL1 6M MTP60-L	7.50	96272799
UD 24L25-730 PWC-A CL CL2 6M MTP60-L	7.50	96272896	UD 24L50-730 WS-S CL CL2 6M MTP60-L	7.50	96272904
UD 24L25-740 PWC-A CL CL1 6M MTP60-L	7.50	96273001	UD 24L50-740 WS-S CL CL1 6M MTP60-L	7.50	96273009
UD 24L25-740 PWC-A CL CL2 6M MTP60-L	7.50	96273110	UD 24L50-740 WS-S CL CL2 6M MTP60-L	7.50	96273118
UD 24L25-730 PWC-A CL CL1 6M MTP76-L	7.85	96273734	UD 24L50-730 WS-S CL CL1 6M MTP76-L	7.85	96273766
UD 24L25-730 PWC-A CL LRT CL2 6M MTP76-L	7.85	96273735	UD 24L50-730 WS-S CL LRT CL2 6M MTP76-L	7.85	96273767
UD 24L25-740 PWC-A CL CL1 6M MTP76-L	7.85	96273736	UD 24L50-740 WS-S CL CL1 6M MTP76-L	7.85	96273768
UD 24L25-740 PWC-A CL LRT CL2 6M MTP76-L	7.85	96273737	UD 24L50-740 WS-S CL LRT CL2 6M MTP76-L	7.85	96273769
Urba Deco Post-Top 500mA clear, Pedestrian walkway and cycle path, symmetrical optic, transversal mounting, DALI or LRT			Urba Deco Post-Top 500mA clear, Wide street, asymmetrical optic, transversal mounting, DALI or LRT		
UD 24L50-730 PWC-S CL CL1 6M MTP60-T	7.50	96272788	UD 24L50-730 WS-A CL CL1 6M MTP60-T	7.50	96272802
UD 24L50-730 PWC-S CL CL2 6M MTP60-T	7.50	96272893	UD 24L50-730 WS-A CL CL2 6M MTP60-T	7.50	96272907
UD 24L50-740 PWC-S CL CL1 6M MTP60-T	7.50	96272998	UD 24L50-740 WS-A CL CL1 6M MTP60-T	7.50	96273012
UD 24L50-740 PWC-S CL CL2 6M MTP60-T	7.50	96273107	UD 24L50-740 WS-A CL CL2 6M MTP60-T	7.50	96273121
UD 24L50-730 PWC-S CL CL1 6M MTP76-T	7.85	96273738	UD 24L50-730 WS-A CL CL1 6M MTP76-T	7.85	96273770
UD 24L50-730 PWC-S CL LRT CL2 6M MTP76-T	7.85	96273739	UD 24L50-730 WS-A CL LRT CL2 6M MTP76-T	7.85	96273771
UD 24L50-740 PWC-S CL CL1 6M MTP76-T	7.85	96273740	UD 24L50-740 WS-A CL CL1 6M MTP76-T	7.85	96273772
UD 24L50-740 PWC-S CL LRT CL2 6M MTP76-T	7.85	96273741	UD 24L50-740 WS-A CL LRT CL2 6M MTP76-T	7.85	96273773
Urba Deco Post-Top 500mA clear, Pedestrian walkway and cycle path, symmetrical optic, longitudinal mounting, DALI or LRT			Urba Deco Post-Top 500mA clear, Wide street, asymmetrical optic, longitudinal mounting, DALI or LRT		
UD 24L50-730 PWC-S CL CL1 6M MTP60-L	7.50	96272789	UD 24L50-730 WS-A CL CL1 6M MTP60-L	7.50	96272803
UD 24L50-730 PWC-S CL CL2 6M MTP60-L	7.50	96272894	UD 24L50-730 WS-A CL CL2 6M MTP60-L	7.50	96272908
UD 24L50-740 PWC-S CL CL1 6M MTP60-L	7.50	96272999	UD 24L50-740 WS-A CL CL1 6M MTP60-L	7.50	96273013
UD 24L50-740 PWC-S CL CL2 6M MTP60-L	7.50	96273108	UD 24L50-740 WS-A CL CL2 6M MTP60-L	7.50	96273122
UD 24L50-730 PWC-S CL CL1 6M MTP76-L	7.85	96273742	UD 24L50-730 WS-A CL CL1 6M MTP76-L	7.85	96273774
UD 24L50-730 PWC-S CL LRT CL2 6M MTP76-L	7.85	96273743	UD 24L50-730 WS-A CL LRT CL2 6M MTP76-L	7.85	96273775
UD 24L50-740 PWC-S CL CL1 6M MTP76-L	7.85	96273744	UD 24L50-740 WS-A CL CL1 6M MTP76-L	7.85	96273776
UD 24L50-740 PWC-S CL LRT CL2 6M MTP76-L	7.85	96273745	UD 24L50-740 WS-A CL LRT CL2 6M MTP76-L	7.85	96273777

Standards



Light Source




Ordering Guide

Description	Wt (Kg)	SAP Code	Description	Wt (Kg)	SAP Code
Urba Deco Post-Top 250mA clear, Wide street comfort, symmetrical optic, transversal mounting, DALI or LRT			Urba Deco Post-Top 500mA clear, Wide street comfort, asymmetrical optic, transversal mounting, DALI or LRT		
UD 24L25-730 WSC-S CL CL1 6M MTP60-T	7.50	96272804	UD 24L50-730 WSC-A CL CL1 6M MTP60-T	7.50	96272814
UD 24L25-730 WSC-S CL CL2 6M MTP60-T	7.50	96272909	UD 24L50-730 WSC-A CL CL2 6M MTP60-T	7.50	96272919
UD 24L25-740 WSC-S CL CL1 6M MTP60-T	7.50	96273014	UD 24L50-740 WSC-A CL CL1 6M MTP60-T	7.50	96273024
UD 24L25-740 WSC-S CL CL2 6M MTP60-T	7.50	96273123	UD 24L50-740 WSC-A CL CL2 6M MTP60-T	7.50	96273133
UD 24L25-730 WSC-S CL CL1 6M MTP76-T	7.85	96273778	UD 24L50-730 WSC-A CL CL1 6M MTP76-T	7.85	96273816
UD 24L25-730 WSC-S CL LRT CL2 6M MTP76-T	7.85	96273779	UD 24L50-730 WSC-A CL LRT CL2 6M MTP76-T	7.85	96273817
UD 24L25-740 WSC-S CL CL1 6M MTP76-T	7.85	96273780	UD 24L50-740 WSC-A CL CL1 6M MTP76-T	7.85	96273818
UD 24L25-740 WSC-S CL LRT CL2 6M MTP76-T	7.85	96273781	UD 24L50-740 WSC-A CL LRT CL2 6M MTP76-T	7.85	96273819
Urba Deco Post-Top 250mA clear, Wide street comfort, symmetrical optic, longitudinal mounting, DALI or LRT			Urba Deco Post-Top 500mA clear, Wide street comfort, asymmetrical optic, longitudinal mounting, DALI or LRT		
UD 24L25-730 WSC-S CL CL1 6M MTP60-L	7.50	96272805	UD 24L50-730 WSC-A CL CL1 6M MTP60-L	7.50	96272815
UD 24L25-730 WSC-S CL CL2 6M MTP60-L	7.50	96272910	UD 24L50-730 WSC-A CL CL2 6M MTP60-L	7.50	96272920
UD 24L25-740 WSC-S CL CL1 6M MTP60-L	7.50	96273015	UD 24L50-740 WSC-A CL CL1 6M MTP60-L	7.50	96273025
UD 24L25-740 WSC-S CL CL2 6M MTP60-L	7.50	96273124	UD 24L50-740 WSC-A CL CL2 6M MTP60-L	7.50	96273134
UD 24L25-730 WSC-S CL CL1 6M MTP76-L	7.85	96273782	UD 24L50-730 WSC-A CL CL1 6M MTP76-L	7.85	96273820
UD 24L25-730 WSC-S CL LRT CL2 6M MTP76-L	7.85	96273783	UD 24L50-730 WSC-A CL LRT CL2 6M MTP76-L	7.85	96273821
UD 24L25-740 WSC-S CL CL1 6M MTP76-L	7.85	96273784	UD 24L50-740 WSC-A CL CL1 6M MTP76-L	7.85	96273822
UD 24L25-740 WSC-S CL LRT CL2 6M MTP76-L	7.85	96273785	UD 24L50-740 WSC-A CL LRT CL2 6M MTP76-L	7.85	96273823
Urba Deco Post-Top 250mA clear, Wide street comfort, asymmetrical optic, transversal mounting, DALI or LRT			Urba Deco Post-Top 500mA clear, Extra wide street comfort, symmetrical optic, transversal mounting, DALI or LRT		
UD 24L25-730 WSC-A CL CL1 6M MTP60-T	7.50	96272810	UD 48L50-730 EWSC-S CL CL1 6M MTP60-T	7.50	96272816
UD 24L25-730 WSC-A CL CL2 6M MTP60-T	7.50	96272915	UD 48L50-730 EWSC-S CL CL2 6M MTP60-T	7.50	96272921
UD 24L25-740 WSC-A CL CL1 6M MTP60-T	7.50	96273020	UD 48L50-730 EWSC-S CL CL2 6M MTP60-T UO	7.50	96273824
UD 24L25-740 WSC-A CL CL2 6M MTP60-T	7.50	96273129	UD 48L50-740 EWSC-S CL CL1 6M MTP60-T	7.50	96273026
UD 24L25-730 WSC-A CL CL1 6M MTP76-T	7.85	96273786	UD 48L50-740 EWSC-S CL CL2 6M MTP60-T	7.50	96273135
UD 24L25-730 WSC-A CL LRT CL2 6M MTP76-T	7.85	96273787	UD 48L50-740 EWSC-S CL CL2 6M MTP60-T UO	7.50	96273825
UD 24L25-740 WSC-A CL CL1 6M MTP76-T	7.85	96273788	UD 48L50-730 EWSC-S CL CL1 6M MTP76-T	7.85	96273826
UD 24L25-740 WSC-A CL LRT CL2 6M MTP76-T	7.85	96273789	UD 48L50-730 EWSC-S CL LRT CL2 6M MTP76-T	7.85	96273827
Urba Deco Post-Top 250mA clear, Wide street comfort, asymmetrical optic, longitudinal mounting, DALI or LRT			Urba Deco Post-Top 500mA clear, Extra wide street comfort, asymmetrical optic, transversal mounting, DALI or LRT		
UD 24L25-730 WSC-A CL CL1 6M MTP60-L	7.50	96272811	UD 48L50-730 EWSC-A CL CL1 6M MTP60-T	7.50	96272817
UD 24L25-730 WSC-A CL CL2 6M MTP60-L	7.50	96272916	UD 48L50-730 EWSC-A CL CL2 6M MTP60-T	7.50	96272922
UD 24L25-740 WSC-A CL CL1 6M MTP60-L	7.50	96273021	UD 48L50-730 EWSC-A CL CL2 6M MTP60-T UO	7.50	96273830
UD 24L25-740 WSC-A CL CL2 6M MTP60-L	7.50	96273130	UD 48L50-740 EWSC-A CL CL1 6M MTP60-T	7.50	96273027
UD 24L25-730 WSC-A CL CL1 6M MTP76-L	7.85	96273804	UD 48L50-740 EWSC-A CL CL2 6M MTP60-T	7.50	96273136
UD 24L25-730 WSC-A CL LRT CL2 6M MTP76-L	7.85	96273805	UD 48L50-740 EWSC-A CL CL2 6M MTP60-T UO	7.50	96273831
UD 24L25-740 WSC-A CL CL1 6M MTP76-L	7.85	96273806	UD 48L50-730 EWSC-A CL CL1 6M MTP76-T	7.85	96273832
UD 24L25-740 WSC-A CL LRT CL2 6M MTP76-L	7.85	96273807	UD 48L50-730 EWSC-A CL LRT CL2 6M MTP76-T	7.85	96273833
Urba Deco Post-Top 500mA clear, Wide street comfort, symmetrical optic, transversal mounting, DALI or LRT			Urba Deco Post-Top 500mA clear, Extra wide road, symmetrical optic, transversal mounting, DALI or LRT		
UD 24L50-730 WSC-S CL CL1 6M MTP60-T	7.50	96272808	UD 24L50-730 EWR-S CL CL1 6M MTP60-T	7.50	96272818
UD 24L50-730 WSC-S CL CL2 6M MTP60-T	7.50	96272913	UD 24L50-730 EWR-S CL CL2 6M MTP60-T	7.50	96272923
UD 24L50-740 WSC-S CL CL1 6M MTP60-T	7.50	96273018	UD 24L50-740 EWR-S CL CL1 6M MTP60-T	7.50	96273028
UD 24L50-740 WSC-S CL CL2 6M MTP60-T	7.50	96273127	UD 24L50-740 EWR-S CL CL2 6M MTP60-T	7.50	96273137
UD 24L50-730 WSC-S CL CL1 6M MTP76-T	7.85	96273808	UD 24L50-730 EWR-S CL CL1 6M MTP76-T	7.85	96273836
UD 24L50-730 WSC-S CL LRT CL2 6M MTP76-T	7.85	96273809	UD 24L50-730 EWR-S CL LRT CL2 6M MTP76-T	7.85	96273959
UD 24L50-740 WSC-S CL CL1 6M MTP76-T	7.85	96273810	UD 24L50-740 EWR-S CL CL1 6M MTP76-T	7.85	96273837
UD 24L50-740 WSC-S CL LRT CL2 6M MTP76-T	7.85	96273811	UD 24L50-740 EWR-S CL LRT CL2 6M MTP76-T	7.85	96273838
Urba Deco Post-Top 500mA clear, Wide street comfort, symmetrical optic, longitudinal mounting, DALI or LRT			Urba Deco Post-Top 500mA clear, Extra wide road, asymmetrical optic, transversal mounting, DALI or LRT		
UD 24L50-730 WSC-S CL CL1 6M MTP60-L	7.50	96272809	UD 24L50-730 EWR-A CL CL1 6M MTP60-T	7.50	96272819
UD 24L50-730 WSC-S CL CL2 6M MTP60-L	7.50	96272914	UD 24L50-730 EWR-A CL CL2 6M MTP60-T	7.50	96272924
UD 24L50-740 WSC-S CL CL1 6M MTP60-L	7.50	96273019	UD 24L50-740 EWR-A CL CL1 6M MTP60-T	7.50	96273029
UD 24L50-740 WSC-S CL CL2 6M MTP60-L	7.50	96273128	UD 24L50-740 EWR-A CL CL2 6M MTP60-T	7.50	96273138
UD 24L50-730 WSC-S CL CL1 6M MTP76-L	7.85	96273812	UD 24L50-730 EWR-A CL CL1 6M MTP76-T	7.85	96273839
UD 24L50-730 WSC-S CL LRT CL2 6M MTP76-L	7.85	96273813	UD 24L50-730 EWR-A CL LRT CL2 6M MTP76-T	7.85	96273840
UD 24L50-740 WSC-S CL CL1 6M MTP76-L	7.85	96273814	UD 24L50-740 EWR-A CL CL1 6M MTP76-T	7.85	96273841
UD 24L50-740 WSC-S CL LRT CL2 6M MTP76-L	7.85	96273815	UD 24L50-740 EWR-A CL LRT CL2 6M MTP76-T	7.85	96273842

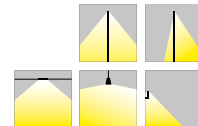
Ordering Guide

Description	Wt (Kg)	SAP Code	Description	Wt (Kg)	SAP Code
Urba Deco Post-Top 250mA clear, Street comfort, symmetrical optic, transversal mounting, DALI or LRT			Urba Deco Post-Top 500mA clear, Street comfort, asymmetrical optic, transversal mounting, DALI or LRT		
UD 24L25-730 SC-S CL CL2 6M MTP60-T	7.50	96273448	UD 24L50-730 SC-A CL CL1 6M MTP60-T	7.50	96272823
UD 24L25-740 SC-S CL CL2 6M MTP60-T	7.50	96273452	UD 24L50-730 SC-A CL CL2 6M MTP60-T	7.50	96272928
UD 24L25-730 SC-S CL CL2 6M MTP60-T UO	7.50	96273843	UD 24L50-730 SC-A CL CL2 6M MTP60-T UO	7.50	96273877
UD 24L25-740 SC-S CL CL2 6M MTP60-T UO	7.50	96273844	UD 24L50-740 SC-A CL CL1 6M MTP60-T	7.50	96273033
UD 24L25-730 SC-S CL LRT CL2 6M MTP76-T	7.85	96273845	UD 24L50-740 SC-A CL CL2 6M MTP60-T	7.50	96273142
UD 24L25-740 SC-S CL LRT CL2 6M MTP76-T	7.85	96273846	UD 24L50-740 SC-A CL CL2 6M MTP60-T UO	7.50	96273878
Urba Deco Post-Top 250mA clear, Street comfort, symmetrical optic, longitudinal mounting, DALI or LRT			Urba Deco Post-Top 250mA clear, Street comfort, asymmetrical optic, transversal mounting, DALI or LRT		
UD 24L25-730 SC-S CL CL2 6M MTP60-L	7.50	96273449	UD 24L25-730 SC-S PR CL1 6M MTP60-T	7.50	96272826
UD 24L25-740 SC-S CL CL2 6M MTP60-L	7.50	96273453	UD 24L25-730 WSC-S PR CL2 6M MTP60-T	7.50	96272931
UD 24L25-730 SC-S CL CL2 6M MTP60-L UO	7.50	96273847	UD 24L25-740 WSC-S PR CL1 6M MTP60-T	7.50	96273036
UD 24L25-740 SC-S CL CL2 6M MTP60-L UO	7.50	96273848	UD 24L25-740 WSC-S PR CL2 6M MTP60-T	7.50	96273145
UD 24L25-730 SC-S CL LRT CL2 6M MTP76-L	7.85	96273849	UD 24L25-730 WSC-S PR CL1 6M MTP76-T	7.85	96273883
UD 24L25-740 SC-S CL LRT CL2 6M MTP76-L	7.85	96273850	UD 24L25-730 WSC-S PR LRT CL2 6M MTP76-T	7.85	96273884
Urba Deco Post-Top 250mA clear, Street comfort, asymmetrical optic, transversal mounting, DALI or LRT			Urba Deco Post-Top 250mA prismatic, Wide street comfort, symmetrical optic, longitudinal mounting, DALI or LRT		
UD 24L25-730 SC-A CL CL2 6M MTP60-T	7.50	96273450	UD 24L25-730 WSC-S PR CL1 6M MTP60-L	7.50	96273960
UD 24L25-740 SC-A CL CL2 6M MTP60-T	7.50	96273454	UD 24L25-730 WSC-S PR CL2 6M MTP60-L	7.50	96273961
UD 24L25-730 SC-A CL CL2 6M MTP60-T UO	7.50	96273851	UD 24L25-740 WSC-S PR CL1 6M MTP60-L	7.50	96273962
UD 24L25-740 SC-A CL CL2 6M MTP60-T UO	7.50	96273852	UD 24L25-740 WSC-S PR CL2 6M MTP60-L	7.50	96273963
UD 24L25-730 SC-A CL LRT CL2 6M MTP76-T	7.85	96273853	UD 24L25-730 WSC-S PR CL1 6M MTP76-L	7.85	96273964
UD 24L25-740 SC-A CL LRT CL2 6M MTP76-T	7.85	96273854	UD 24L25-730 WSC-S PR LRT CL2 6M MTP76-L	7.85	96273965
Urba Deco Post-Top 250mA clear, Street comfort, asymmetrical optic, longitudinal mounting, DALI or LRT			Urba Deco Post-Top 250mA prismatic, Wide street comfort, asymmetrical optic, transversal mounting, DALI or LRT		
UD 24L25-730 SC-A CL CL2 6M MTP60-L	7.50	96273451	UD 24L25-730 WSC-A PR CL1 6M MTP60-T	7.50	96272830
UD 24L25-740 SC-A CL CL2 6M MTP60-L	7.50	96273455	UD 24L25-730 WSC-A PR CL2 6M MTP60-T	7.50	96272935
UD 24L25-730 SC-A CL CL2 6M MTP60-L UO	7.50	96273855	UD 24L25-740 WSC-A PR CL1 6M MTP60-T	7.50	96273040
UD 24L25-740 SC-A CL CL2 6M MTP60-L UO	7.50	96273856	UD 24L25-740 WSC-A PR CL2 6M MTP60-T	7.50	96273149
UD 24L25-730 SC-A CL LRT CL2 6M MTP76-L	7.85	96273857	UD 24L25-730 WSC-A PR CL1 6M MTP76-T	7.85	96273887
UD 24L25-740 SC-A CL LRT CL2 6M MTP76-L	7.85	96273858	UD 24L25-730 WSC-A PR LRT CL2 6M MTP76-T	7.85	96273888
Urba Deco Post-Top 350mA clear, Street comfort, symmetrical optic, transversal mounting, DALI or LRT			Urba Deco Post-Top 250mA prismatic, Wide street comfort, asymmetrical optic, longitudinal mounting, DALI or LRT		
UD 48L35-730 SC-S CL CL1 6M MTP60-T	7.50	96272824	UD 24L25-730 WSC-A PR CL1 6M MTP60-L	7.50	96273968
UD 48L35-730 SC-S CL CL2 6M MTP60-T	7.50	96272929	UD 24L25-730 WSC-A PR CL2 6M MTP60-L	7.50	96273969
UD 48L35-730 SC-S CL CL2 6M MTP60-T UO	7.50	96273859	UD 24L25-740 WSC-A PR CL1 6M MTP60-L	7.50	96273970
UD 48L35-740 SC-S CL CL1 6M MTP60-T	7.50	96273034	UD 24L25-740 WSC-A PR CL2 6M MTP60-L	7.50	96273971
UD 48L35-740 SC-S CL CL2 6M MTP60-T	7.50	96273143	UD 24L25-730 WSC-A PR CL1 6M MTP76-L	7.85	96273972
UD 48L35-740 SC-S CL CL2 6M MTP60-T UO	7.50	96273860	UD 24L25-730 WSC-A PR LRT CL2 6M MTP76-L	7.85	96273973
UD 48L35-730 SC-S CL CL1 6M MTP76-T	7.85	96273861	UD 24L25-740 WSC-A PR CL1 6M MTP76-L	7.85	96273974
UD 48L35-730 SC-S CL LRT CL2 6M MTP76-T	7.85	96273862	UD 24L25-740 WSC-A PR LRT CL2 6M MTP76-L	7.85	96273975
UD 48L35-740 SC-S CL CL1 6M MTP76-T	7.85	96273863	Urba Deco Post-Top 350mA prismatic, Wide street comfort, symmetrical optic, transversal mounting, DALI or LRT		
UD 48L35-740 SC-S CL LRT CL2 6M MTP76-T	7.85	96273864	UD 48L35-730 WSC-S PR CL1 6M MTP60-T	7.50	96272829
Urba Deco Post-Top 350mA clear, Street comfort, asymmetrical optic, transversal mounting, DALI or LRT			Urba Deco Post-Top 500mA clear, Street comfort, symmetrical optic, transversal mounting, DALI or LRT		
UD 48L35-730 SC-A CL CL1 6M MTP60-T	7.50	96272825	UD 24L50-730 SC-S CL CL1 6M MTP60-T	7.50	96272822
UD 48L35-730 SC-A CL CL2 6M MTP60-T	7.50	96272930	UD 24L50-730 SC-S CL CL2 6M MTP60-T	7.50	96272927
UD 48L35-730 SC-A CL CL2 6M MTP60-T UO	7.50	96273865	UD 24L50-730 SC-S CL CL2 6M MTP60-T UO	7.50	96273871
UD 48L35-740 SC-A CL CL1 6M MTP60-T	7.50	96273035	UD 24L50-740 SC-S CL CL1 6M MTP60-T	7.50	96273032
UD 48L35-740 SC-A CL CL2 6M MTP60-T	7.50	96273144	UD 24L50-740 SC-S CL CL2 6M MTP60-T	7.50	96273141
UD 48L35-740 SC-A CL CL2 6M MTP60-T UO	7.50	96273866	UD 24L50-740 SC-S CL CL2 6M MTP60-T UO	7.50	96273872
UD 48L35-730 SC-A CL CL1 6M MTP76-T	7.85	96273867	UD 24L50-730 SC-S CL CL1 6M MTP76-T	7.85	96273873
UD 48L35-730 SC-A CL LRT CL2 6M MTP76-T	7.85	96273868	UD 24L50-730 SC-S CL LRT CL2 6M MTP76-T	7.85	96273874
UD 48L35-740 SC-A CL CL1 6M MTP76-T	7.85	96273869	UD 24L50-740 SC-S CL CL1 6M MTP76-T	7.85	96273875
UD 48L35-740 SC-A CL LRT CL2 6M MTP76-T	7.85	96273870	UD 24L50-740 SC-S CL LRT CL2 6M MTP76-T	7.85	96273876

Standards



Light Source



Ordering Guide

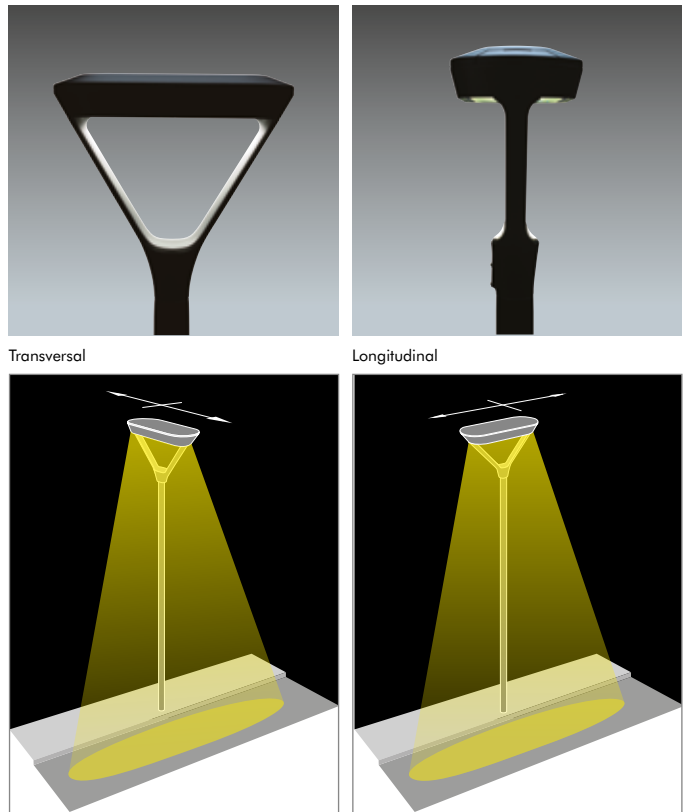
Description	Wt (Kg)	SAP Code	Description	Wt (Kg)	SAP Code
Urba Deco Post-Top 350mA prismatic, Wide street comfort, asymmetrical optic, transversal mounting, DALI or LRT			Urba Deco Suspended (new installations) 250mA clear, Pedestrian walkway and cycle path, asymmetrical optic, transversal mounting, DALI		
UD 48L35-730 WSC-A PR CL1 6M MTP60-T	7.50	96272833	UD 24L25-730 PWC-A CL CL1 MSU-T	6.70	96272855
UD 48L35-730 WSC-A PR CL2 6M MTP60-T	7.50	96272938	UD 24L25-730 PWC-A CL CL2 MSU-T	6.70	96272960
UD 48L35-740 WSC-A PR CL1 6M MTP60-T	7.50	96273043	UD 24L25-740 PWC-A CL CL1 MSU-T	6.70	96273069
UD 48L35-740 WSC-A PR CL2 6M MTP60-T	7.50	96273152	UD 24L25-740 PWC-A CL CL2 MSU-T	6.70	96273178
UD 48L35-730 WSC-A PR CL1 6M MTP76-T	7.85	96273895	Urba Deco Suspended (new installations) 500mA clear, Pedestrian walkway and cycle path, asymmetrical optic, transversal mounting, DALI		
UD 48L35-730 WSC-A PR LRT CL2 6M MTP76-T	7.85	96273896	UD 24L50-730 PWC-A CL CL1 MSU-T	6.70	96272857
UD 48L35-740 WSC-A PR CL1 6M MTP76-T	7.85	96273897	UD 24L50-730 PWC-A CL CL2 MSU-T	6.70	96272962
UD 48L35-740 WSC-A PR LRT CL2 6M MTP76-T	7.85	96273898	UD 24L50-740 PWC-A CL CL1 MSU-T	6.70	96273071
Urba Deco Post-Top 500mA prismatic, Wide street comfort, symmetrical optic, transversal mounting, DALI or LRT			UD 24L50-740 PWC-A CL CL2 MSU-T	6.70	96273180
UD 24L50-730 WSC-S PR CL1 6M MTP60-T	7.50	96272828	Urba Deco Suspended (new installations) 500mA clear, Wide street, asymmetrical optic, transversal mounting, DALI		
UD 24L50-730 WSC-S PR CL2 6M MTP60-T	7.50	96272933	UD 24L50-730 WS-A CL CL1 MSU-T	6.70	96272861
UD 24L50-740 WSC-S PR CL1 6M MTP60-T	7.50	96273038	UD 24L50-730 WS-A CL CL2 MSU-T	6.70	96272966
UD 24L50-740 WSC-S PR CL2 6M MTP60-T	7.50	96273147	UD 24L50-740 WS-A CL CL1 MSU-T	6.70	96273075
UD 24L50-730 WSC-S PR CL1 6M MTP76-T	7.85	96273899	UD 24L50-740 WS-A CL CL2 MSU-T	6.70	96273184
UD 24L50-730 WSC-S PR LRT CL2 6M MTP76-T	7.85	96273900	Urba Deco Suspended (new installations) 250mA clear, Wide street comfort, asymmetrical optic, transversal mounting, DALI		
UD 24L50-740 WSC-S PR CL1 6M MTP76-T	7.85	96273901	UD 24L25-730 WSC-A CL CL1 MSU-T	6.70	96272864
UD 24L50-740 WSC-S PR LRT CL2 6M MTP76-T	7.85	96273902	UD 24L25-730 WSC-A CL CL2 MSU-T	6.70	96272969
Urba Deco Post-Top 500mA prismatic, Wide street comfort, symmetrical optic, longitudinal mounting, DALI or LRT			UD 24L25-740 WSC-A CL CL1 MSU-T	6.70	96273078
UD 24L50-730 WSC-S PR CL1 6M MTP60-L	7.50	96273976	UD 24L25-740 WSC-A CL CL2 MSU-T	6.70	96273187
UD 24L50-730 WSC-S PR CL2 6M MTP60-L	7.50	96273977	Urba Deco Suspended (new installations) 500mA clear, Wide street comfort, asymmetrical optic, transversal mounting, DALI		
UD 24L50-740 WSC-S PR CL1 6M MTP60-L	7.50	96273978	UD 24L50-730 WSC-A CL CL1 MSU-T	6.70	96273911
UD 24L50-740 WSC-S PR CL2 6M MTP60-L	7.50	96273979	UD 24L50-730 WSC-A CL CL2 MSU-T	6.70	96273912
UD 24L50-730 WSC-S PR CL1 6M MTP76-L	7.85	96273980	UD 24L50-740 WSC-A CL CL1 MSU-T	6.70	96273913
UD 24L50-730 WSC-S PR LRT CL2 6M MTP76-L	7.85	96273981	UD 24L50-740 WSC-A CL CL2 MSU-T	6.70	96273914
UD 24L50-740 WSC-S PR CL1 6M MTP76-L	7.85	96273982	Urba Deco Suspended (new installations) 500mA clear, Extra wide street comfort, asymmetrical optic, transversal mounting, DALI		
UD 24L50-740 WSC-S PR LRT CL2 6M MTP76-L	7.85	96273983	UD 48L50-730 EWSC-A CL CL1 MSU-T	6.70	96272869
Urba Deco Post-Top 500mA prismatic, Wide street comfort, asymmetrical optic, transversal mounting, DALI or LRT			UD 48L50-730 EWSC-A CL CL2 MSU-T	6.70	96272974
UD 24L50-730 WSC-A PR CL1 6M MTP60-T	7.50	96272832	UD 48L50-740 EWSC-A CL CL1 MSU-T	6.70	96273083
UD 24L50-730 WSC-A PR CL2 6M MTP60-T	7.50	96272937	UD 48L50-740 EWSC-A CL CL2 MSU-T	6.70	96273192
UD 24L50-740 WSC-A PR CL1 6M MTP60-T	7.50	96273042	Urba Deco Suspended (new installations) 700mA clear, Extra wide street comfort, asymmetrical optic, transversal mounting, DALI		
UD 24L50-740 WSC-A PR CL2 6M MTP60-T	7.50	96273151	UD 24L70-730 EWSC-A CL CL1 MSU-T	6.70	96272867
UD 24L50-730 WSC-A PR CL1 6M MTP76-T	7.85	96273903	UD 24L70-730 EWSC-A CL CL2 MSU-T	6.70	96272972
UD 24L50-730 WSC-A PR LRT CL2 6M MTP76-T	7.85	96273904	UD 24L70-740 EWSC-A CL CL1 MSU-T	6.70	96273081
UD 24L50-740 WSC-A PR CL1 6M MTP76-T	7.85	96273905	UD 24L70-740 EWSC-A CL CL2 MSU-T	6.70	96273190
UD 24L50-740 WSC-A PR LRT CL2 6M MTP76-T	7.85	96273906	Urba Deco Suspended (new installations) 500mA clear, Extra wide road, asymmetrical optic, transversal mounting, DALI		
Urba Deco Post-Top 500mA prismatic, Wide street comfort, asymmetrical optic, longitudinal mounting, DALI or LRT			UD 24L50-730 EWR-A CL CL1 MSU-T	6.70	96272871
UD 24L50-730 WSC-A PR CL1 6M MTP60-L	7.50	96273984	UD 24L50-730 EWR-A CL CL2 MSU-T	6.70	96272976
UD 24L50-730 WSC-A PR CL2 6M MTP60-L	7.50	96273985	UD 24L50-740 EWR-A CL CL1 MSU-T	6.70	96273085
UD 24L50-740 WSC-A PR CL1 6M MTP60-L	7.50	96273986	UD 24L50-740 EWR-A CL CL2 MSU-T	6.70	96273194
UD 24L50-740 WSC-A PR CL2 6M MTP60-L	7.50	96273987	Urba Deco Suspended (new installations) 500mA clear, Street comfort, asymmetrical optic, transversal mounting, DALI		
UD 24L50-730 WSC-A PR CL1 6M MTP76-L	7.85	96273988	UD 24L50-730 SC-A CL CL1 MSU-T	6.70	96272875
UD 24L50-730 WSC-A PR LRT CL2 6M MTP76-L	7.85	96273989	UD 24L50-730 SC-A CL CL2 MSU-T	6.70	96272980
UD 24L50-740 WSC-A PR CL1 6M MTP76-L	7.85	96273990	UD 24L50-740 SC-A CL CL1 MSU-T	6.70	96273089
UD 24L50-740 WSC-A PR LRT CL2 6M MTP76-L	7.85	96273991	UD 24L50-740 SC-A CL CL2 MSU-T	6.70	96273198
Urba Deco Post-Top 500mA clear, Pedestrian crossing optic, asymmetrical optic, transversal mounting, DALI or LRT			Urba Deco Suspended (new installations) 250mA prismatic, Wide street comfort, asymmetrical optic, transversal mounting, DALI		
UD 48L50-740 IVS CL CL1 6M MTP60-T	7.50	96273045	UD 24L25-730 WSC-A PR CL1 MSU-T	6.70	96272879
UD 48L50-740 IVS CL CL2 6M MTP60-T	7.50	96273154	UD 24L25-730 WSC-A PR CL2 MSU-T	6.70	96272984
UD 48L50-740 IVS CL CL1 6M MTP76-T	7.85	96273907	UD 24L25-740 WSC-A PR CL1 MSU-T	6.70	96273093
UD 48L50-740 IVS CL LRT CL2 6M MTP76-T	7.85	96273908	UD 24L25-740 WSC-A PR CL2 MSU-T	6.70	96273202
Urba Deco Post-Top 700mA clear, Pedestrian crossing optic, asymmetrical optic, longitudinal mounting, DALI or LRT					
UD 24L70-740 IVS CL CL1 6M MTP60-L	7.50	96273044			
UD 24L70-740 IVS CL CL2 6M MTP60-L	7.50	96273153			
UD 24L70-740 IVS CL CL1 6M MTP76-L	7.85	96273909			
UD 24L70-740 IVS CL LRT CL2 6M MTP76-L	7.85	96273910			

5 Year Warranty
As a globally leading luminaire manufacturer, Thorn Lighting provides a five-year warranty for its complete product range within all European Countries.

Ordering Guide

Description	Wt (Kg)	SAP Code
Urba Deco Suspended (new installations) 250mA prismatic, Wide street comfort, asymmetrical optic, longitudinal mounting, DALI		
UD 24L25-730 WSC-A PR CL1 MSU-L	6.70	96273915
UD 24L25-730 WSC-A PR CL2 MSU-L	6.70	96273916
UD 24L25-740 WSC-A PR CL1 MSU-L	6.70	96273917
UD 24L25-740 WSC-A PR CL2 MSU-L	6.70	96273918
Urba Deco Suspended (new installations) 350mA prismatic, Wide street comfort, asymmetrical optic, transversal mounting, DALI		
UD 48L35-730 WSC-A PR CL1 MSU-T	6.70	96272881
UD 48L35-730 WSC-A PR CL2 MSU-T	6.70	96272986
UD 48L35-740 WSC-A PR CL1 MSU-T	6.70	96273095
UD 48L35-740 WSC-A PR CL2 MSU-T	6.70	96273204
Urba Deco Suspended (new installations) 500mA prismatic, Wide street comfort, asymmetrical optic, transversal mounting, DALI		
UD 24L50-730 WSC-A PR CL1 MSU-T	6.70	96272880
UD 24L50-730 WSC-A PR CL2 MSU-T	6.70	96272985
UD 24L50-740 WSC-A PR CL1 MSU-T	6.70	96273094
UD 24L50-740 WSC-A PR CL2 MSU-T	6.70	96273203
Urba Deco Suspended (new installations) 500mA clear, Narrow road, asymmetrical optic, transversal mounting, DALI		
UD 48L50-730 NR-A CL CL1 MSU-T	6.70	96273919
UD 48L50-730 NR-A CL CL2 MSU-T	6.70	96273920
UD 48L50-740 NR-A CL CL1 MSU-T	6.70	96273921
UD 48L50-740 NR-A CL CL2 MSU-T	6.70	96273922
Urba Deco Suspended (refurbishment) 700mA clear, Narrow road, asymmetrical optic, longitudinal mounting, DALI		
UD 24L70-740 NR-A CL CL2 1M IN MSU-L	6.70	96273923
Urba Deco Suspended (refurbishment) 500mA clear, Narrow road, asymmetrical optic, transversal mounting, DALI		
UD 48L50-740 NR-A CL CL2 1M IN MSU-T	6.70	96273992
Urba Deco Suspended Optional connector IP68 for pre-wired version		
CONNECT CABLE 2/4x1,5 ² -4 ² TH391 IP68	0.035	96260810
Urba Deco Catenary 500mA clear, Narrow road, symmetrical optic, transversal mounting, LRT or no DALI		
UD 24L50-730 NR-S CL CL1 MCA-T	7.00	96272882
UD 48L50-730 NR-S CL CL1 MCA-T	7.00	96272883
UD 24L50-730 NR-S CL LRT CL2 MCA-T	7.00	96272987
UD 48L50-730 NR-S CL LRT CL2 MCA-T	7.00	96272988
UD 24L50-740 NR-S CL CL1 MCA-T	7.00	96273096
UD 48L50-740 NR-S CL CL1 MCA-T	7.00	96273097
UD 24L50-740 NR-S CL LRT CL2 MCA-T	7.00	96273205
UD 48L50-740 NR-S CL LRT CL2 MCA-T	7.00	96273206
Urba Deco Catenary 500mA clear, Wet road, symmetrical optic, transversal mounting, LRT or no DALI		
UD 24L50-730 RWET-S CL CL1 MCA-T	7.00	96272884
UD 48L50-730 RWET-S CL CL1 MCA-T	7.00	96272885
UD 24L50-730 RWET-S CL LRT CL2 MCA-T	7.00	96272989
UD 48L50-730 RWET-S CL LRT CL2 MCA-T	7.00	96272990
UD 24L50-740 RWET-S CL CL1 MCA-T	7.00	96273098
UD 48L50-740 RWET-S CL CL1 MCA-T	7.00	96273099
UD 24L50-740 RWET-S CL LRT CL2 MCA-T	7.00	96273207
UD 48L50-740 RWET-S CL LRT CL2 MCA-T	7.00	96273208
Urba Deco poles D60 for MTP		
UD COL MTP 3.5M ST D60 BK MPL FAI	32.50	96273384
UD COL MTP 4M ST D60 BK MPL FAI	36.50	96273385
UD COL MTP 4.5M ST D60 BK MPL FAI	40.00	96273386
UD COL MTP 5M ST D60 BK MPL FAI	45.50	96273387
UD COL MTP 6M ST D60 BK MPL FAI	58.00	96273388

Description	Wt (Kg)	SAP Code
Urba poles D78 for MTP		
URBA COL 4M AL D76 BK	-	96270903
URBA COL 5M AL D76 BK	-	96270904
URBA COL 6M AL D76 BK	-	96270905
Urba Deco poles for MSU		
UD COL MSUx1 3.5M ST BK MPL FAI	55.50	96273389
UD COL MSUx1 4M ST BK MPL FAI	62.50	96273390
UD COL MSUx1 4.5M ST BK MPL FAI	69.00	96273391
UD COL MSUx1 5M ST BK MPL FAI	76.00	96273392
UD COL MSUx2 5M ST BK MPL FAI	76.50	96273393
UD COL MSUx1 6M ST BK MPL FAI	90.00	96273394
UD COL MSUx2 6M ST BK MPL FAI	90.50	96273395
Urba Deco brackets for MSU		
UD BRA MSU TOP 0.56M ST BK	6.50	96273396
UD BRA MSU 0.40M ST BK	4.00	96273397
Urba Deco brackets for MSU wall mounted		
UD BRA MWA 0.20M ST BK	2.50	96273398
Urba Deco brackets for MTP wall mounted		
UD BRA MWA MTP ST BK	-	96273942



Orientation guide for customisation of your urban project:
Choose the transversal version "T" to install Urba Deco perpendicular to the road, or the longitudinal version "L" to install Urba Deco parallel to the road.

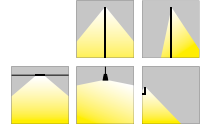
Standards

IK10 IP66 T_a-25
+50



Light Source

110
Lm/W



Art Nr: 96644128



5 Year Warranty

As a globally leading luminaire manufacturer, Thorn Lighting provides a five-year warranty for its complete product range within all European Countries.

www.thornlighting.com/URBD

THORN
LIGHTING PEOPLE