





Contrast C

 HIT (MT)	E40	250 - 400W
 HST (ST)	E40	100 - 400W
AS/NZS60598		Class II Electrical
6 Nm Impact resistant		
 IP65		

A high performance asymmetrical floodlight available in two sizes with a wide selection of refractors and attachments



- Neat appearance retained across range, with integral gear for lamps from 100W to 400W
- Front glasses and refractors can be rotated to give alignment of the beam profile to suit the application
- Aiming simplified by indicator on stirrup, with facility to lock memory position
- Stirrup mount allows base support or suspension
- Hinged frame for easy access to light source. Lamp replacement possible without disturbing aiming angle or removing attachments

Ordering Guide Lamps to be ordered separately. For complete fitting please order floodlight and gear tray.

Description	Ilcos Code	Socket	Wt (kg)	Floodlight Cat. No	SAP Code	Gear Tray Cat. No.	SAP Code
SIZE 1							
CONTRASTC HST 100W	ST	E40	11.9	CONC1SE40HPS	96002442	CON1SHP100.4	96216046
CONTRASTC HST 150W	ST	E40	11.9	CONC1SE40HPS	96002442	CON1SHP150.4	96011309
SIZE 2							
CONTRASTC HST 250W	ST	E40	19.5	CONC2SE40MH250HPS	96005827	CON2SHP250.4	96011251
CONTRASTC HST 400W	ST	E40	19.5	CONC2SE40MH400HPS	96005828	CON2SHP400.4	96011253
CONTRASTC HIT 250W	MT	E40	19.5	CONC2SE40MH250HPS	96005827	CON2HPI-T250.4	96011249
CONTRASTC HIT 400W	MT	E40	19.5	CONC2SE40MH400HPS	96005828	CON2HPI-T400.4	96011250

ATTACHMENTS (See also Page 16)

Description	Size 1 Cat.No.	SAP Code	Size 2 Cat.No.	SAP Code	Description	Size 1 Cat. No.	SAP Code	Size 1 Cat. No.	SAP Code
Colour Filters					Refractors				
BLUE	CONC1FI/BL	96002451	CONC2FI/BL	96002428	NO.1	CONC1REFR1	96002459	CONC2REFR1	96002423
GREEN	CONC1FI/G	96002452	CONC2FI/G	96002427	NO.2	CONC1REFR2	96002460	CONC2REFR2	96002424
RED	CONC1FI/R	96002454	CONC2FI/R	96002429	NO.3	CONC1REFR3	96002461	CONC2REFR3	96002425
GREEN	CONC1FI/Y	96002453	CONC2FI/Y	96002430					
BARN DOOR*	CON1BD/B	96002471	CON2BD/B	96002438	SPILL SHIELDS	CONC1AS	96216223	CONC2AS	96216224
FIXED LOUVRE	CONC1FLV	96002470	CONC2FLV	96002416					
WIRE GUARD	CONC1WG	96002472	CONC2WG	96002432					
VISOR	CONC1V	96002517	CONC2V	96002519					

Alternative RAL colours available to special order. *Cat. No. supplies one door, four required per luminaire

Materials/Finish

Body: die-cast aluminium, textured grey powder coated finish (close to RAL 9007).
 Front lenses: 4mm toughened glass.
 Attachment retaining screws: nickel plated brass.
 Reflector: specular (HIT) or satin (HST) anodised aluminium.

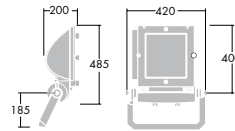
Installation/Mounting

Floodlight is fully adjustable on a short stirrup. Aiming simplified by indicator on stirrup, locked via central Ø8mm Allen screw.
 Easy access to lamp via two Allen screws. Lamp replacement possible without removing attachments. Control gear compartment, with rear access panel, fixed below body. Entry via two Allen screws.

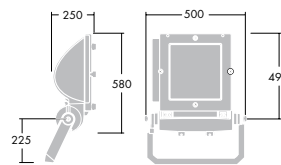
Cable gland for Ø7.5-13mm cable. Additional knock out provided for through wiring. Attachments - see page 16.

Specification

To specify state:
 Asymmetrical distribution floodlight, in choice of 2 sizes to accommodate 100W to 400W lamps, IP65 protected, integral gear, and optional control attachments.
 As Thorn Contrast C.



Size 1



Size 2



Refractor No. 1



Refractor No. 2



Refractor No. 3

