

# Contrast Mini Pinspot

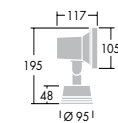
HIT-TC-CE (MT)	G8.5	20W
QT-12ax (HSG)	GY6.35	35W 12V
AS/NZS 60598	Class I	Electrical
IK08/5 Nm	IP65	

A miniature mains floodlight for 20W metal halide, halogen capsule lamps with a selection of glasses and attachments

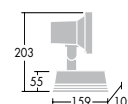


Large base

- Ideal for precise lighting of sculptures, plants, trees or signage, or the emphasis of architectural detail
- Sealed to IP65
- Glasses and attachments can be used in combination for a variety of beam distributions
- Surface mounting
- Large base houses control gear
- Electronic gear in 20W version
- Choice of reflectors, (intensive): 8° (extensive): 18°



Small base



Large base

## Materials/Finish

Body: die-cast aluminium, textured grey powder coated finish (close to RAL 9007). Alternative RAL colours on request.

Front lenses: 4mm toughened glass.

Attachment retaining screws: nickel plated brass.

Reflector: for narrow or wide beams.

Ground spike: recyclable polypropylene.

Fixing bolts and screws: stainless steel.

## Installation/Mounting

Floodlight rotates 360° around its axis. Locked by two Ø4mm screws. Easy access to lamp via four screws which fix the protective glass. Fixing to wall or surface by two screw holes in the base. After installing gear plate the body locates (by three Allen screws) giving automatic electrical connection. Cable gland for Ø8-10mm cable. Additional knockout provided for through wiring on large base only. Ground spike length 270mm.

## Specification

To specify state: Miniature surface mounting mains voltage floodlights, with choice of reflector (intensive/extensive), integral gear, IP65 protection, and with choice of colour filters and beam control attachments. As Thorn Contrast Mini Pinspot.

**Ordering Guide** Lamps to be ordered separately. For complete fitting please order floodlight and gear tray.

Description	Ilcos Code	Socket	Wt (kg)	SAP Code
<b>Contrast Mini Pinspot</b>				
MINI PINSPOT 20W HIT-TC-CE G8.5 L INT	MT	G8.5	1.45	96009852
MINI PINSPOT 20W HIT-TC-CE G8.5 L EXT	MT	G8.5	1.45	96009853
MINI PINSPOT 35W 12V QT12 GY6.35 S INT	QT	G6.35	1.05	96009856
MINI PINSPOT 35W 12V QT12 GY6.35 S EXT	QT	G6.35	1.05	96009857

L - Large rectangular base, S - Small round base, INT - Intensive reflector, EXT - Extensive reflector

## Attachments and accessories

MINI PINSPOT GL FR	ETCHED FROSTED GLASS	0.09	96009858
MINI PINSPOT GL A/S EXT (OMW)	OMW WIDE LENS	0.10	96009859
MINI PINSPOT GL A/S SINT (OMP)	OMP MEDIUM LENS	0.06	96009860
MINI PINSPOT MGS	GROUND SPIKE	0.29	96009861
MINI PINSPOT FILTER BLU	BLUE FILTER	0.50	96009862
MINI PINSPOT FILTER RED	GREEN FILTER	0.50	96009863
MINI PINSPOT FILTER GRN	RED FILTER	0.50	96009864
MINI PINSPOT FILTER YEL	YELLOW FILTER	0.50	96009865

# Contrast Pinspot

QR-CBC51 (HRG)	GU5.3	50W 12V
QR70-LP (HHG)	BA15d	50W
HIPAR20 (HR)	E27	35W
AS/NZS 60598	Class I Electrical	
5 Nm Impact resistant		
IP65		

A mains floodlight for halogen and metal halide lamps with a selection of glasses and attachments

- Ideal for precise lighting of sculptures, plants, trees or signage, or the emphasis of architectural detail
- Sealed to IP65
- Base houses control gear

## Materials/Finish

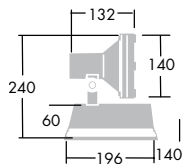
Body: die-cast aluminium, textured grey powder coated finish (close to RAL 9007). Alternative RAL colours on request.  
 Front lenses: 4mm toughened glass.  
 Attachment retaining screws: nickel plated brass.  
 Fixing bolts and screws: stainless steel.



Mount Gambier City Hall, SA. Spring Studio

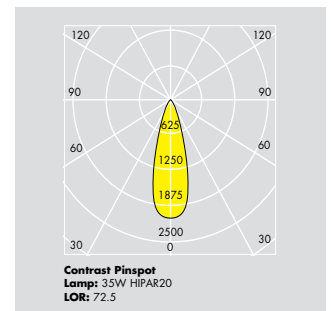
## Installation/Mounting

Floodlight rotates 360° around its axis. Locked by two Ø4mm screws. Easy access to lamp via four screws which fix the protective glass. Fixing to wall or surface by two screw holes in the base. After installing gear plate the body fixes (by three Allen screws) giving automatic electrical connection. Cable gland for Ø6-12mm cable. Through wiring possible via side knock-out. Attachments - see page 16.



## Specification

To specify state. Small surface mounting mains voltage floodlight, IP65 protected, integral gear, and with choice of colour filters. As Thorn Contrast Pinspot.



## Ordering Guide

Lamps to be ordered separately.

Description	Ilcos Code	Socket	Wt (kg)	Cat. No.	SAP Code
PINSPOT QR-CB51 50W	HRG	GU5.3	4.3	CONPSD50/LB	96005817
PINSPOT QR70 50W	HHG	BA15D	4.2	CONPSAR50/LB	96002712
PINSPOT HIPAR20 35W	HR	E27	4.3	CONPSM35/LB	96002716
<b>Attachments</b> (see also page 16)					
BLUE COLOUR FILTER			0.36	CONPSFI/BL	96002478
GREEN COLOUR FILTER			0.36	CONPSFI/G	96002481
RED COLOUR FILTER			0.36	CONPSFI/R	96002479
YELLOW COLOUR FILTER			0.36	CONPSFI/Y	96002480