





Guardian Recessed Top Access

	TC-L (FSD)	2G11	40W
	TC-TEL (FSM)	Gx24q-3	32W
	T26 (FD)	G13	36W
AS/NZS 60598			 Class 1 Electrical

A recessed top access fluorescent luminaire with robust construction designed for high security applications

- Integral HF control gear
- 9W TC-S night light options
- Separate circuits available for emergency operation (EM)/UPS
- 4.5mm stippled polycarbonate lens

Materials/Finish

Body: 0.8mm sheet steel with powder coat white finish.
Diffuser: 4.5mm stippled polycarbonate.
Trim: 3mm extruded aluminium T section with a powder coat white finish.
Security screws: Stainless steel.

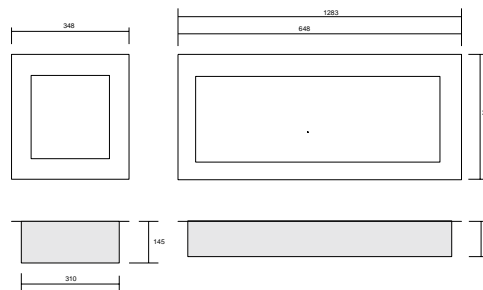
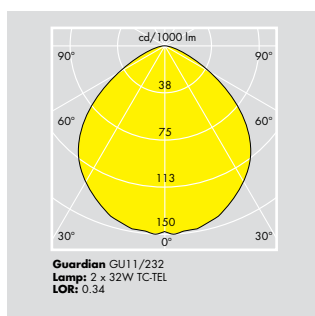
Installation/Mounting

Recessed mounted nominal sizes 1200x300, 600x300, 300x300 hole to be fully trimmed.
Fused terminal block suitable for 2 x 2.5mm².

Specification

To specify state: Recessed mounted top access security luminaire twin 36W T26 single/twin 40W TC-L or twin 32W TC-TEL with high frequency electronic control gear and 4.5mm stippled polycarbonate diffuser.

As Thorn TA - Guardian Recessed Top Access.



Ordering Guide

Supplied complete with lamp.

Description	Ilcos Code	Socket	Wt (kg)	Cat. No.	Cutout Size	SAP Code
Recessed Top Access						
2 x 36W T8 RECESSED TA1200x300 HF	FD	G13	13.46	GU41/236/BA	315 x 1245	96039356
1 x 40W TC-L RECESSED TA 600x300 HF	FSDH	2G11	8.80	GU21/140/BA	315 x 610	96039358
2 x 32W TC-TEL RECESSED TA 300x300 HF	FSM	Gx24q-3	8.80	GU11/232/BA	312 x 312	96039359