

THORN
LIGHTING



AXYL ECHO

Subtle in presence, bold in versatility



**WE
MAKE
LIGHT
WORK**

SUBTLE IN PRESENCE, BOLD IN VERSATILITY

Axyl Echo is a series of wall and ceiling mounted luminaires, characterised by a clean, minimalist aesthetic and suitable for indoor and outdoor applications. A choice of three beam angles offer the versatility to create both narrow accents and wider beams of light, and the luminaire is equipped with a tilting optic for even greater flexibility. The comfort optic ensures visual comfort with minimal glare.

The luminaire family includes two sizes for both wall and ceiling mounting, and optics can be tilted by up to 15°, making Axyl Echo an excellent choice for a variety of locations including paths, walkways, building perimeters, canopies and facades.

Both the wall and ceiling versions are supplied with an integrated DALI-2 driver for the medium size. The small size can be specified with either an integrated Non-Dim (On/Off) driver or a remote DALI-2 driver, ordered separately.



AXYL ECHO

FEATURES

SHAPE AND SIZES

Axyl Echo is a square luminaire available in both wall and ceiling mounted variants across two sizes: small or medium.

Small: 110 length x 110 height x 110 mm depth
Medium: 155 length x 155 height x 155 mm depth

LIGHT QUALITY

CRI 90

VISUAL COMFORT

A combination of the latest generation of LEDs and bespoke lenses ensure comfort and visual interest all at once. The tiltable light engine ensures glare is minimised.

CONTROLLABILITY

Small size: available as Non-Dim (On/Off), or DALI-2 controls with remote driver.
Medium size: DALI2 integrated driver.

DURABILITY

Cesar Echo is rated IK06 and IP65.
Corrosion class C3.

HOUSING COLOUR

Available in White (R9016), Black (R9005), Light Grey (R9006) and Anthracite Grey (G900S)

WIRING

Supplied with one single cable entry and grommet.

TECHNICAL DESCRIPTION

Die-cast aluminium housing with high corrosion resistance. Fixing accessories included (screws, IP ring, anchor). Stainless steel Allen screws with insulating treatment against galvanic corrosion. Clear toughened glass diffuser. Silicone gaskets. Double powder paint process for superb fixture finish. 3 SDCM. Electrical Class III (Small size with remote driver) or Class I (Small size with integrated driver, or Medium size). ULOR 0. Risk Class RG1. Operating ambient temperature -20 °C to 40 °C. Lifetime 70,000 hrs L80 B10 25°C.

CERTIFICATION



ACCESSORIES

ORDERING CODE: 96700028

(GB IP67 20 W 230 V 250-700 CL2 HFX)

POWER SUPPLY 230 V / 250 mA – 700 mA,

DALI DIMMABLE IN BOX.

IP67, 20 W, Class II.

Dimensions: 175.5 mm x 86.5 mm x 43 mm.

Will operate up to two Small size luminaires, ceiling or wall version.

Maximum distance between luminaire and power supply 10 m. Operating Ambient Temperature -20 °C to 50 °C. Built-in surge protection (kV) L/N-PE: 2 kV.



PHOTOMETRIC SUMMARY

Size	Colour temp	Beam angle	Lumen output (lm)	Power (W)	Rated input power (W)	Luminaire efficacy (lm/W)
Small	927 (2700 K)	13° (Narrow Beam)	464	5.8	7.7	60.26
	930 (3000 K)		506			65.71
	940 (4000 K)		548			71.17
	927 (2700 K)	33° (Medium Beam)	421			54.68
	930 (3000 K)		459			59.61
	940 (4000 K)		497			64.55
	927 (2700 K)	56° (Wide Beam)	347			45.06
	930 (3000 K)		378			49.04
	940 (4000 K)		409			53.12
Medium	927 (2700 K)	13° (Narrow Beam)	1436	18.3	20.8	69.04
	930 (3000 K)		1567			75.34
	940 (4000 K)		1697			81.59
	927 (2700 K)	34° (Medium Beam)	1293			62.16
	930 (3000 K)		1411			67.84
	940 (4000 K)		1528			73.46
	927 (2700 K)	58° (Wide Beam)	1068			51.35
	930 (3000 K)		1165			56.01
	940 (4000 K)		1262			60.67

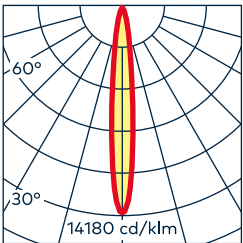
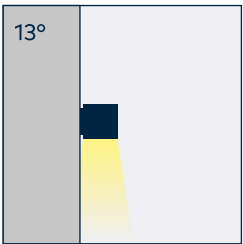
AXYL ECHO

WALL MOUNTED

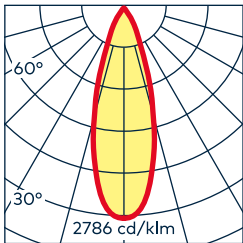
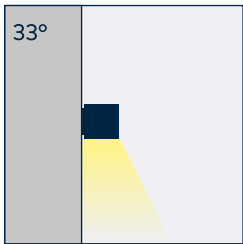
SMALL



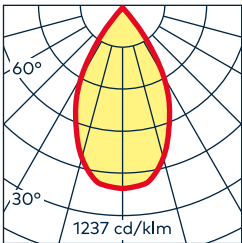
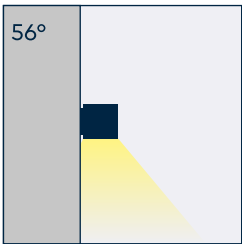
NARROW BEAM



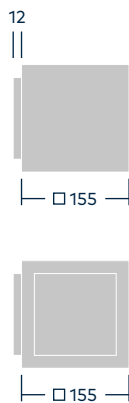
MEDIUM BEAM



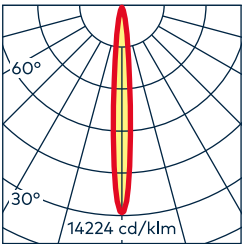
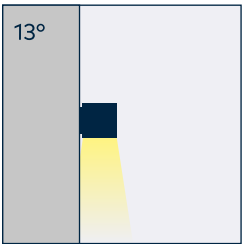
WIDE BEAM



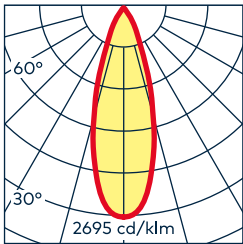
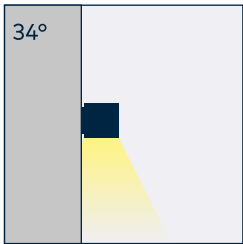
MEDIUM



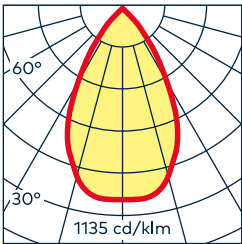
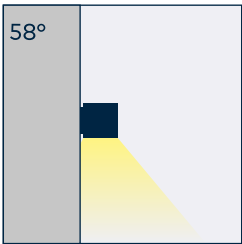
NARROW BEAM



MEDIUM BEAM



WIDE BEAM

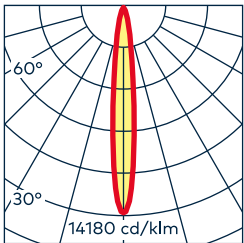
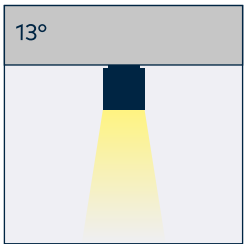


CEILING MOUNTED

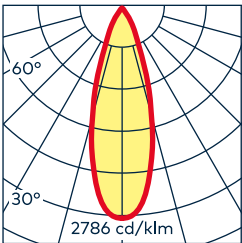
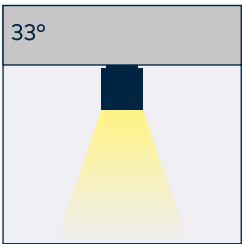
SMALL



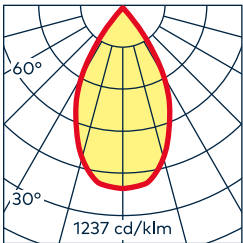
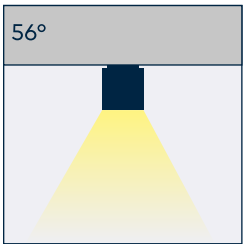
NARROW BEAM



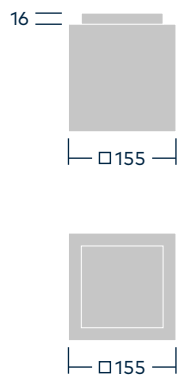
MEDIUM BEAM



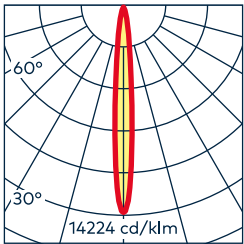
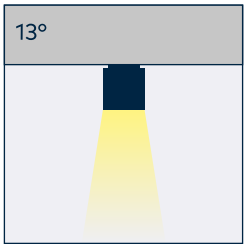
WIDE BEAM



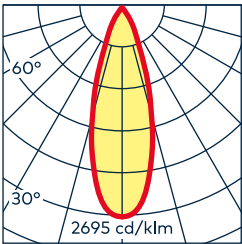
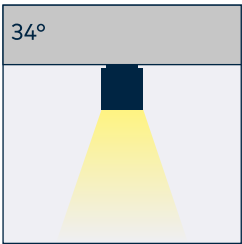
MEDIUM



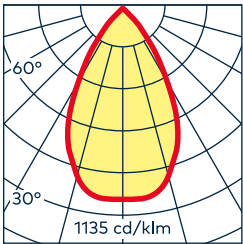
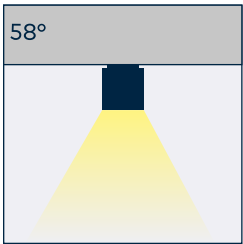
NARROW BEAM



MEDIUM BEAM



WIDE BEAM



BUILD YOUR PRODUCT

AXYL ECHO

WALL MOUNTED

Product	Size (Shape)		LED		Colour temp		Optic		Control		Body colour			
Axyl Echo	110 (L) x 110 (H) x 110 mm (D)	S	LED Module 4 LEDs	4L	CRI 90 2700 K	927	Narrow Beam	NB	Non-Dim	HF	White	WH		
	155 (L) x 155 (H) x 155 mm (D)	M	LED Module 9 LEDs	9L	CRI 90 3000 K	930	Medium Beam	MB	DALI-2	HFX	Black	BK		
					CRI 90 4000 K	940	Wide Beam	WB	Remote DALI-2*	RD	Light Grey	GY		
													Anthracite Grey	ANT

EXAMPLE PRODUCT DESCRIPTION												
Axyl Echo	S		4L		930		NB		RD		ANT	

* Note: IF RD (Remote DALI-2) is selected, driver must be ordered separately. Visit the website for more information.


CEILING MOUNTED

Product	Size (Shape)		Mounting Type		LED		Colour temp		Optic		Control		Body colour	
Axyl Echo	110 (L) x 110 (H) x 110 mm (D)	S	Ceiling Mount	CEI	LED Module 4 LEDs	4L	CRI 90 2700 K	927	Narrow Beam	NB	Non-Dim	HF	White	WH
	155 (L) x 155 (H) x 155 mm (D)	M			LED Module 9 LEDs	9L	CRI 90 3000 K	930	Medium Beam	MB	DALI-2	HFX	Black	BK
							CRI 90 4000 K	940	Wide Beam	WB	Remote DALI-2*	RD	Light Grey	GY
													Anthracite Grey	ANT

EXAMPLE PRODUCT DESCRIPTION												
Axyl Echo	S		CEI		9L		927		MB		HFX	ANT

* Note: If RD (Remote DALI-2) is selected, driver must be ordered separately. Visit the website for more information.





5 YEAR
GUARANTEE

As a globally leading luminaire manufacturer, Thorn Lighting provides a five-year warranty for its complete product range within all European Countries.
thornlighting.com/guarantee

Thorn Lighting is constantly developing and improving its products. All descriptions, illustrations, drawings and specifications in this publication present only general particulars and shall not form part of any contract. The right is reserved to change specifications without prior notification or public announcement. All goods supplied by the company are supplied subject to the company's General Conditions of Sale, a copy of which is available on request. All measurements are in millimetres and weights in kilograms unless otherwise stated.
01/2026 (INT)

WE
MAKE
LIGHT
WORK