





Omega Circular

96631489 OMEGA C LED1500-840 HF R300

THORN

IP20	IK02					T _a 0 +25
------	------	---	---	---	---	-------------------------

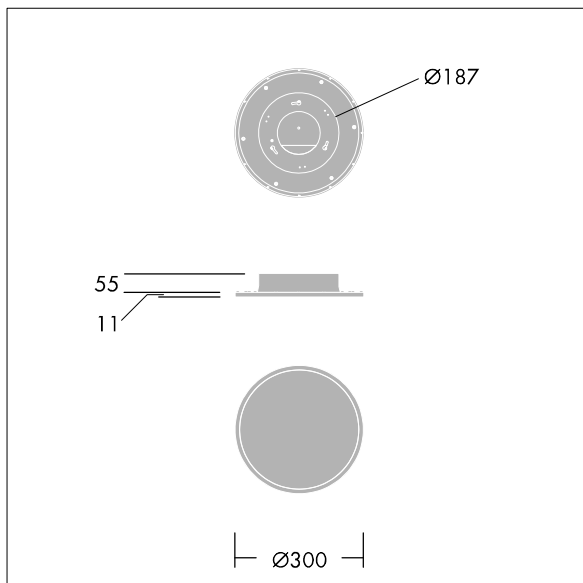
Omega Circular

A versatile, circular edge lit panel for recessed mounting in a Ø200mm cutout. Electronic, fixed output control gear. Class I electrical, IP20. Body: aluminium and steel,. Diffuser: acrylic opal. Complete with 4000K LED.

Dimensions: Ø300 x 55 mm
Luminaire input power: 19.5 W
Luminaire luminous flux: 1551 lm
Luminaire efficacy: 80 lm/W
Weight: 2.5 kg



TLG_OMGC_F_R300PDB.jpg



TLG_OMGC_M_3000.wmf

This product contains a light source of energy efficiency class E.

All values marked with an * are rated values. Thorn uses tried and tested components from leading suppliers, however there may be isolated instances of technology-related failures of individual LEDs during the rated product lifetime. International standards set the tolerance in initial flux and connected load at ±10%. Unless stated otherwise, the values apply to an ambient temperature of 25°C.

Thorn Lighting is constantly developing and improving its products. The right is reserved to change specifications without prior notification or public announcement.
© Thorn Lighting