





# Raze Architectural

96632321 RAA L 1L50-827 HFX 6K MSF BK

THORN

ISO 9223	IP66	IK10				
C5						

## Raze Architectural

A compact, surface mounted, LED wall grazer, incorporating Thorn's Flat beam® technology. 1 LED driven at 500mA. Integral DALI dimmable LED driver included. Class II electrical, IP66, IK08. Housing: die-cast aluminium (EN44300, compatible with seaside installation), powder coated, textured black. Bowl: UV stabilised polycarbonate, semi-frosted. Fasteners: stainless steel. Complete with 2700K LED.

S version driver capable of supplying up to three luminaires.

MSF variant with adjustable tilt up to  $\pm 15^\circ$ .

MWA variant flush mounting.

6kV surge protection as standard. Pre-wired.

Dimensions: 204 x 220 x 148 mm

Luminaire input power: 21 W

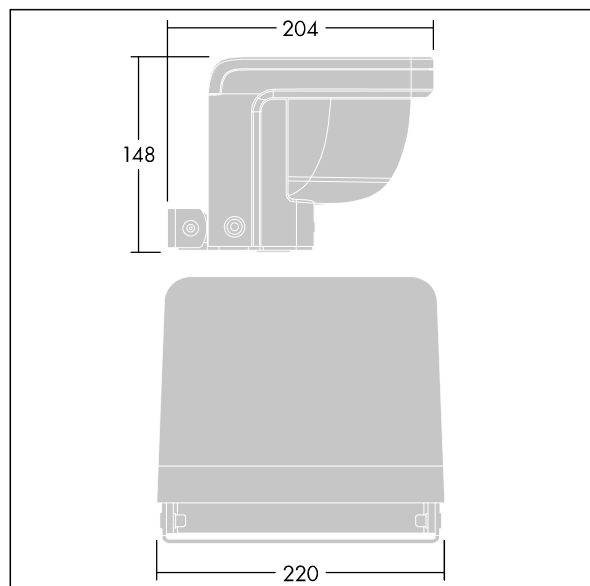
Luminaire luminous flux: 1371 lm

Luminaire efficacy: 65 lm/W

Weight: 2.85 kg



TLG\_RAZA\_F\_L\_MSFPDB\_BK.jpg



TLG\_RAZA\_M\_L\_MSFWmf

This product contains a light source of energy efficiency class E.

All values marked with an \* are rated values. Thorn uses tried and tested components from leading suppliers, however there may be isolated instances of technology-related failures of individual LEDs during the rated product lifetime. International standards set the tolerance in initial flux and connected load at  $\pm 10\%$ . Unless stated otherwise, the values apply to an ambient temperature of 25°C.

Thorn Lighting is constantly developing and improving its products. The right is reserved to change specifications without prior notification or public announcement.  
© Thorn Lighting