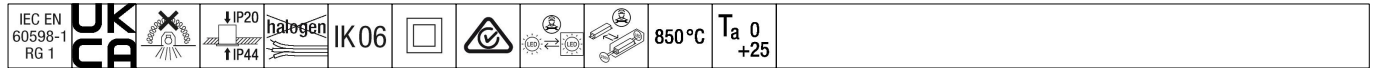



## 96634887 CETUS3 S 1500-840 HF RWH



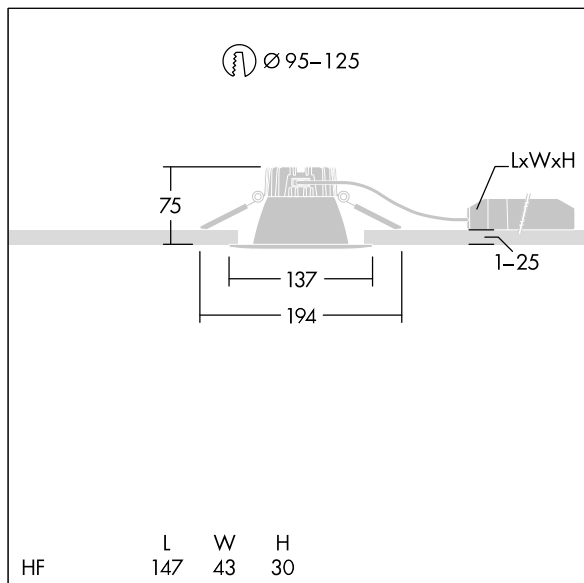
### Cetus

A low height, recessed LED downlight. Suitable for ceiling cut-outs Ø95-125 mm for easy refurbishments or fast initial installations. Remote, pluggable, Fixed output LED driver. Loop in - loop out possible. Body: die-cast aluminium for thermal management. Diffuser: polycarbonate, smooth reflector in finish with wide beam. Reflector and trim: high quality, highly reflective polycarbonate. Class II electrical, IP44\_IP20. Spring clips suitable for ceiling thicknesses from 1 to 25 mm. Complete with 4000K LED

Dimensions: Ø137 x 80 mm  
 Luminaire input power: 13.4 W  
 Luminaire luminous flux: 1511 lm  
 Luminaire efficacy: 113 lm/W  
 Weight: 0.32 kg



TLG\_CTU3\_F\_S\_LED\_RWH\_Persp.jpg



TLG\_CTU3\_M\_HFS.wmf

This product contains a light source of energy efficiency class C.

All values marked with an \* are rated values. Thorn uses tried and tested components from leading suppliers, however there may be isolated instances of technology-related failures of individual LEDs during the rated product lifetime. International standards set the tolerance in initial flux and connected load at ±10%. Unless stated otherwise, the values apply to an ambient temperature of 25°C.

**Cetus**

**96634887 CETUS3 S 1500-840 HF RWH**

**THORN**