



Sustain Pro

THORN

96651262 SU PRO LED1500-940 6X3 HFI RFD FP

T_a 0 +40	IP20	IK02		
-------------------	------	------	---	---

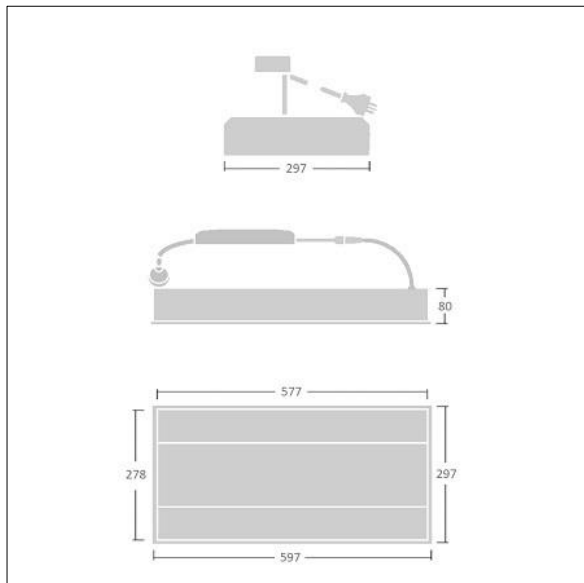
Sustain Pro

A set back recessed LED luminaire. Electronic, DALI dimmable control gear. Class II electrical. IP20 Impact strength: IK02. Body: white painted steel. Diffuser: dual layer curved microprismatic diffuser within a linear profile. Baffle: aluminium extrusion. Fitted with flex and plug. Complete with 4000K LED, Colour Rendering Index min.: 90. COI approved LED.

Dimensions: 597 x 297 x 80 mm
Luminaire input power: 16.5 W
Luminaire luminous flux: 1590 lm
Luminaire efficacy: 96 lm/W
Weight: 2 kg



TLG_SUPRO_F_LED.jpg



TLG_SUPRO_M1.wmf

All values marked with an * are rated values. Thorn uses tried and tested components from leading suppliers, however there may be isolated instances of technology-related failures of individual LEDs during the rated product lifetime. International standards set the tolerance in initial flux and connected load at $\pm 10\%$. Unless stated otherwise, the values apply to an ambient temperature of 25°C.

Thorn Lighting is constantly developing and improving its products. The right is reserved to change specifications without prior notification or public announcement.
© Thorn Lighting

Sustain Pro

96651262 SU PRO LED1500-940 6X3 HFI RFD FP

THORN