



# Sustain Pro

THORN

96651275 SU PRO LED2700-927-65 12X3 AH HFI RFDFF

$T_a$ 0 +40	IP20	IK02		
-------------------	------	------	---	---

## Sustain Pro

A set back recessed LED luminaire. Electronic, DALI dimmable DT8 control gear. Class II electrical. IP20 Impact strength: IK02. Body: white painted steel. Diffuser: dual layer curved microprismatic diffuser within a linear profile. Baffle: aluminium extrusion with return air handling slots and baffles. Fitted with flex and plug. Complete with 2700-6500K tuneable LED, Colour Rendering Index min.: 90.

Dimensions: 1197 x 297 x 80 mm

Luminaire input power: 26.8 W

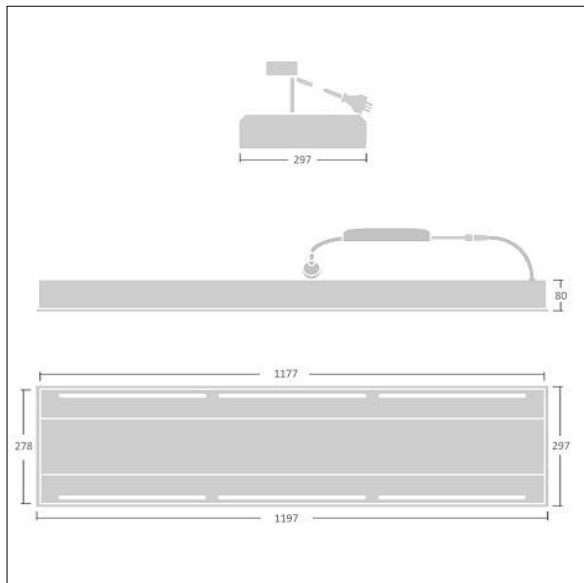
Luminaire luminous flux: 2592 lm

Luminaire efficacy: 97 lm/W

Weight: 3.8 kg



TLG\_SUPRO\_F\_LED.jpg



TLG\_SUPRO\_M4.wmf

All values marked with an \* are rated values. Thorn uses tried and tested components from leading suppliers, however there may be isolated instances of technology-related failures of individual LEDs during the rated product lifetime. International standards set the tolerance in initial flux and connected load at  $\pm 10\%$ . Unless stated otherwise, the values apply to an ambient temperature of 25°C.

Thorn Lighting is constantly developing and improving its products. The right is reserved to change specifications without prior notification or public announcement.  
© Thorn Lighting

## Sustain Pro

96651275 SU PRO LED2700-927-65 12X3 AH HFI RFD FP

THORN