



Sustain Pro

THORN

96651789 SU PRO LED3000-940 15X3 AH HFI RFD FP

T_a 0 +40	IP20	IK02		
-------------------	------	------	---	---

Sustain Pro

A set back recessed LED luminaire. Electronic, DALI dimmable control gear. Class II electrical. IP20 Impact strength: IK02. Body: white painted steel. Diffuser: dual layer curved microprismatic diffuser within a linear profile. Baffle: aluminium extrusion with return air handling slots and baffles. Fitted with flex and plug. Complete with 4000K LED, Colour Rendering Index min.: 90. COI approved LED.

Dimensions: 1497 x 297 x 80 mm

Luminaire input power: 28.4 W

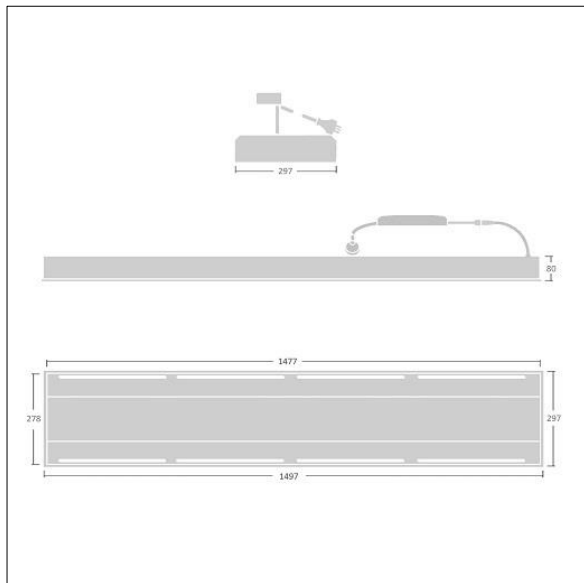
Luminaire luminous flux: 3130 lm

Luminaire efficacy: 110 lm/W

Weight: 5.1 kg



TLG_SUPRO_F_LED.jpg



TLG_SUPRO_M6.wmf

All values marked with an * are rated values. Thorn uses tried and tested components from leading suppliers, however there may be isolated instances of technology-related failures of individual LEDs during the rated product lifetime. International standards set the tolerance in initial flux and connected load at $\pm 10\%$. Unless stated otherwise, the values apply to an ambient temperature of 25°C.

Thorn Lighting is constantly developing and improving its products. The right is reserved to change specifications without prior notification or public announcement.
© Thorn Lighting