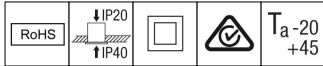


# Royal Pro

THORN

96652699 ROYAL PRO LED3500-927-65 6X6 HFI TR FP




## Royal Pro

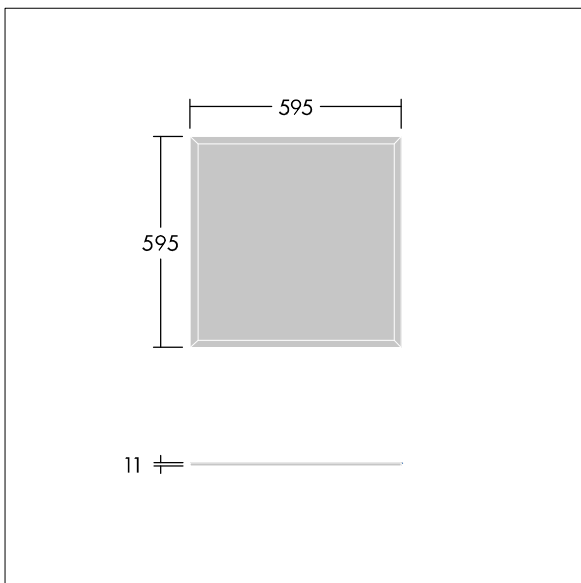
An ultra slim ceiling recessed LED modular luminaire. DALI dimmable LED driver. Body: white painted aluminium frame. Diffuser: High uniformity microprismatic, UGR<19. Suitable for Office, Retail and School applications. Class II electrical, IP40\_IP20. Electrical connection: Fitted with flex and plug. Complete with 2700-6500K LEDs. CRI90+, 2 Step MacAdam LED.

This product has a Cyanosis Observation Index (COI) of less than 3.3, in accordance with AS/NZS 1680.2.5:1997 for hospitals and medical tasks.

Dimensions: 595 x 595 x 11 mm  
Luminaire input power: 31.5 W  
Luminaire luminous flux: 3465 lm  
Luminaire efficacy: 110 lm/W  
Weight: 4 kg



TLG\_RYLL\_F\_03.jpg



TLG\_RYLL\_M\_LD3.wmf

All values marked with an \* are rated values. Thorn uses tried and tested components from leading suppliers, however there may be isolated instances of technology-related failures of individual LEDs during the rated product lifetime. International standards set the tolerance in initial flux and connected load at  $\pm 10\%$ . Unless stated otherwise, the values apply to an ambient temperature of 25°C.

Thorn Lighting is constantly developing and improving its products. The right is reserved to change specifications without prior notification or public announcement.  
© Thorn Lighting

# Royal Pro

96652699 ROYAL PRO LED3500-927-65 6X6 HFI TR FP

THORN